



Expand your already powerful video security system with innovative Command Center and Online features.



PLATINUM

NOW EVERY SMALL BUSINESS AND HOME USER CAN ADD MORE POWER AND CONTROL TO THEIR EXISTING LOGITECH SYSTEM.

PLATINUM expands your already powerful video security system with innovative Command Center and Online features. Better protect your property, family, and employees using PLATINUM'S desktop notifications, powerful alerts, and increased accessibility to your cameras and recorded video files through the Internet anywhere in the world, at any time. Store important video clips on an upgraded and secure Online Services account. Share video clips with friends, family, employees and even local law enforcement.

Power up with PLATINUM and increase the monitoring control of Command Center.

- Windows® Vista Compatible
- Compatible with Command Center v2.0 +

PLATINUM FEATURES

- Scheduled Alerts
- No-show Detected Alerts
- Desktop Notifications
- Password System Lock
- Digital Pan-Tilt-Zoom
- Remote Camera Management
- Connection Monitoring
- Online Video Storage
- Online Video Sharing
- Remote Search & Playback

You'll never go back to monitoring the old fashioned way.

PLATINUM FEATURES OVERVIEW

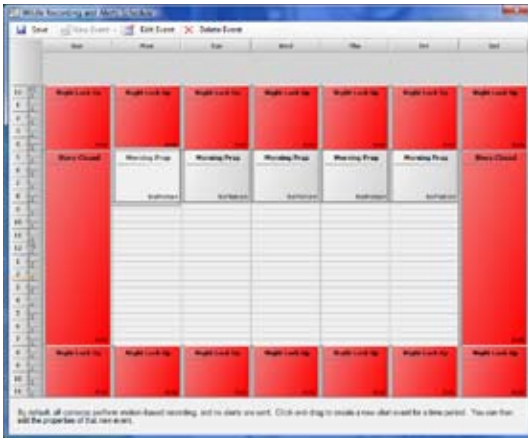


Platinum expands an already powerful Logitech Video Security System with innovative firmware, software, and online features that increase the monitoring control of the Command Center.

1 Scheduled Alerts

Schedule e-mail and cell phone alerts to automatically arm or disarm each day. For example, arm alerts Monday through Friday at 10 PM until 6 AM, when they are automatically disarmed.

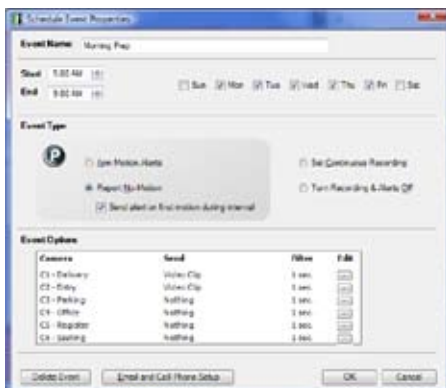
- Use a simple click-drag-and-release calendar interface
- Arm alerts for specific time
- Enable notification alert tones
- Quickly disable notifications and/or mute sounds



2 No-Show Alerts

Proactively monitor an area where you expect motion. If no motion occurs, the system alerts you. Perfect for events that are absolutely supposed to happen:

- Kids should be home from school by 4:00 PM
- Employee should arrive to open the store by 6:00 AM
- Shift manager should complete cash drop
- Prep cook should arrive on schedule



3 Desktop Notifications



See and hear when there is motion on your property by using Desktop Notifications. For example, receive a popup window that includes the sound of a dog barking whenever a car pulls into the driveway. Other uses include:

- Know when your staff open the safe
- Respond to a stranger in the yard
- Welcome a customer entering your lobby
- Learn when the kids get home

4 Password System Lock



Keep the snooping eyes and tampering fingers of employees or kids off the Command Center by locking individual features or the whole system while you are away. Your private system password is the key that locks/unlocks key features.

- Stop stored videos from being deleted or distributed
- Prevent camera & recording settings from being changed
- Block alerts from being intentionally disarmed
- Secure pan-tilt-zoom settings from being tampered with

5 Digital Pan-Tilt-Zoom



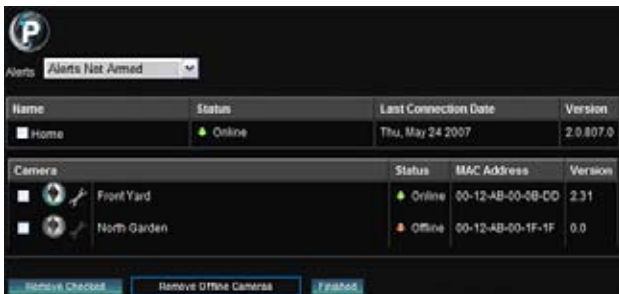
With Digital PTZ, you can remotely narrow in on specific areas of your camera's viewing area.

- Zoom in on the cash register
- Focus on the lobby entrance
- Concentrate on the mail box by the street

Simply access the Digital PTZ feature on the Live View screen and enjoy these options:

- Easily switch cameras
- Apply and reuse frequently used settings
- Easily switch between a camera's custom PTZ settings
- Zoom, pan, or tilt a camera's view with a simple click

6 Online Camera Management



Remotely manage your sites and cameras while on the road. Also see details about each location and its cameras.

- Arm or disarm alerts schedule
- Change camera resolution
- Revise camera names

ADDS MORE POWER & CONTROL TO YOUR CURRENT USES!

- Protect your inventory
- Watch your cash registers
- Keep your eye on entrances
- Safeguard your employees
- Check on productivity
- Know the kids are safe
- Remotely search video
- Monitor the front door
- Monitor the second home
- Keep an eye on your pets

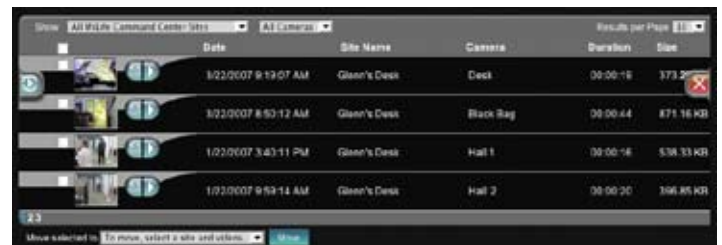
7 Connection Monitoring



Connection Monitoring gives you the power to supervise Command Center remotely by receiving email and mobile phone messages whenever your Command Center or cameras go offline or online.

- Have your own personal security supervisor
- Be informed of system status via connection messages
- Get a jump start on a potential camera or site issue
- Know immediately when a camera or a site goes offline

8 Online Video Storage



Logitech has made it possible to easily store your most important video files in a secure online storage facility.

Video files are uploaded to your account using a fast process that only requires you to right-click on the desired video file and select "Protect and upload." That's it! Your video file is safe and secure in your very own video vault! Online Video Storage allows you to:

- Store important videos recorded by your cameras
- Play stored files from anywhere in the world, at any time
- Share selected video clips with friends, family, and others
- Manage the stored video files remotely



Power Up with Platinum!

9 Online Video Sharing



PLATINUM gives you the ability to share video files you've stored online with friends, family, employees, and even local law enforcement. Online Video Sharing allows you immediate access and ability to:

- Share fun videos!
- Help solve a crime.
- Create your very own security-minded community with friends, neighbors, co-workers, etc.

10 Remote Search & Playback

Go beyond live Internet viewing. You can now search for and play recorded video clips from your Command Center online!

- Access your recorded video from anywhere, at any time.
- Search by date, time, site, or camera.
- Create and save custom searches.
- Play one or many videos.

You can remotely view the video clips at any one of your Command Center sites using the Online Search and Playback page on your Online Services Account.



How Do I Upgrade to PLATINUM?

Upgrading to PLATINUM is easy.

- 1 Purchase your Master System Kit. Choose from Indoor, Outdoor, or Spy Camera master system kits.
- 2 Update Command Center if you are on an older version. This is accomplished by clicking "Check for Updates" on the Setup > Advanced tab.
- 3 Log in to your Online Services account at online.wilife.com and click on the "PLATINUM - Click Here!" button.

PLATINUM features are immediately enabled! No waiting around for software. No long downloads. No email verifications or complex licence keys to chase down and enter.

What version of Command Center do I need to have to run Platinum?

PLATINUM is supported by Command Center 2.0, which is available to download now. PLATINUM will not run on Werks versions 1.4, 1.5, or 1.6.

FEATURE COMPARISON	PLATINUM	CC 2.5
Free Remote Viewing	✓	✓
Easy Search & Playback	✓	✓
Email & Cellphone Alerts	✓	✓
Automatic Disk Management	✓	✓
Windows Vista Compatible	✓	✓
High-quality Color Video	✓	✓
Scheduled Alerts	✓	
No-Show Alerts	✓	
Desktop Notifications	✓	
Digital Pan, Tilt, Zoom	✓	
Password System Lock	✓	
Online Video Storage	✓	
Connection Monitoring	✓	
Remote Search & Playback	✓	
Online Video Sharing	✓	